

Girl's Mini Ministries

Trying to reach out to people in our daily life



Volume 1 Issue 6

February 8, 2012

Introduction

Hello! This is Grace, the author of "Girl's Mini Ministries." The newsletter topic this month is on love. There will be a Chapter/Verse of the Month, Puzzle Time, Memory Verse, Q&A, Teaching Point, a recipe, and a craft.

Inside this issue:

Verse of the	2
Puzzle Time!	2
Memory Verse	2
Q&A	2
Teaching Point	3
Cooking	3
Craft	3
Info	4

Thanks for all the support you give me for writing this newsletter. Please spread the word to your friends. The newsletter can be found on www.anchoredresources.org under Articles & Books.

There are also opportunities for you to publish some of your stuff too! If you have a certain verse on your heart, a certain puzzle you want to share, ask a question, write an article, have a craft, or have a recipe, please **contact** me at pianogirl@gci.net. I also have a "leave a comment" area on my dad's page (the website above) that you can write on too. I look forward to getting ideas from you. See you soon!




Author: Grace Keen

Editor: Sis. Mary Keen




We're on the Web!

www.anchoredresources.org/wp/articles/girls-mini-ministries/



If there are any comments or questions about the newsletter contact information is below:

pianogirl@gci.net



♥ Verse of the Month

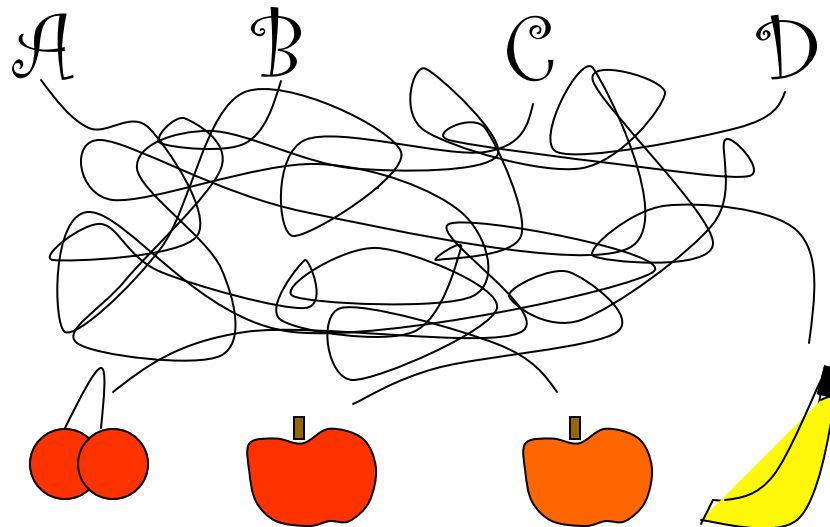
Matthew 5:44 - 45a - But I say unto you, Love your enemies, bless them that curse you, do good to them that hate you, and pray for them that despitefully use you and persecute you. That you may be the children of the Father which is in heaven.



♥ Puzzle Time!

Match the letter with each fruit.

Memory Verse:
Matthew 5:44a
- But I say unto
you, Love your
enemies.



A - apple, B - banana, C - cherry, D - peach



Q&A

Last time, we talked about meekness. I have a question to see what you think.

Q: What is the meaning of meekness?

Email me with your answers and I will give you the correct answer next time. (Email is on the front page)

Last month's answer: Peace is a sense of calmness and/or rest.

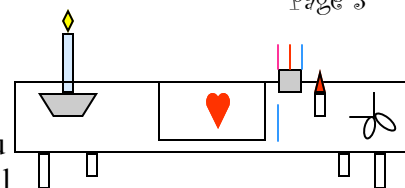
♥ Teaching Point

Today's lesson is going to be about Love. Valentine's Day is coming up and we need to be prepared for it. When most people think about Valentine's Day they think of a day when you send a note to someone to show that you appreciate them. Or it could mean that you can witness to people through meeting someone and being nice to them. What

comes to mind first when you think of love?

Maybe you put down being nice, not hurting someone because you are angry, or just plain kindness. Those are all good answers, but the true meaning of love is this: To love the people who hate you and be nice to them that call you bad names, make fun of you, or play tricks on you. There may be bullies

that don't care about you at all, but you should still love them. It is never right to say "I hate you." or "I don't want to be your friend anymore." You may just be teasing, but you could hurt someone's feelings really bad. So the one thing to remember is this: Love one another, and don't persecute the people you don't like as well.



♥ Cooking: Cherry Cobbler ~Betty Crocker~


- 1 can (21 ounces) cherry pie filling
- 1 cup Original Bisquick® mix
- 1/4 cup milk
- 1 tablespoon sugar
- 1 tablespoon butter or margarine, softened



Spread pie filling in ungreased 1 1/2-quart casserole dish. Place in cold oven. Heat oven to 400°F; let heat 10 minutes. Remove pan from oven. While pie filling is heating, stir remaining ingredients until soft dough forms. Drop by 6 spoonfuls onto warm pie filling. Sprinkle with additional sugar if desired. Bake 18 to 20 minutes or until topping is light brown.

♥ Craft: A Heart Card

- Colored Paper (red and white work best)
- Scissors
- Pen
- Glue



Fold the piece of paper in half. Draw a half-heart shape as shown above and cut along the line, through both pieces of paper. Take out the heart that you cut out. Flatten the folded paper and glue it onto the piece of red paper making sure that it lines up. It should look like the picture on the right when it is done. Write a personalized message in it to show your love to someone special.

Testimony Time:

More testimonies

coming soon!

